





Locksets



	Model	Description	Color	Cost	Per Case	Total Units
	DL104	Sliding Door Latch, 2 Button Locking Adjustable between 1.38" and 1.75"	ABE	\$1.66		774
			BN	\$1.73	50	299
	DLC1	DUMMY LOCK SET-POLISHED	ABE	\$1.05		748
	LS-5902PV	Interior Locks, Tulip Style 7/8" Drive in Latch with Square Spindle Single Strike Plate with Rounded Corner Backset 2.38" to 2.75" For Door Thicknesses 1.125" to 1.50" Privacy Locks Feature Panic Release	OWB	\$2.15		1147
			PB	\$3.49	30	233
			VBRN	\$3.93		135
	LS-707PS	7/8" Drive in Latch with 1/2 Moon Spindle Single Strike Plate with Rounded Corner Backset 2.38" to 2.75" For Door Thicknesses 1.125" to 1.50"	ABE	\$2.79	20	2234
	LS-8030PSL	7/8" Drive in Latch with Square Spindle Single Strike Plate with Rounded Corner Backset 2.38" to 2.75" For Door Thicknesses 1.125" to 1.50" Left Hand, Passage	BSN	\$4.44	20	916
	LS-8030PSR	Right Hand, Passage	PB	\$3.77		24
	LS-8030PVL	7/8" Drive in Latch with Square Spindle Single Strike Plate with Rounded Corner Backset 2.38" to 2.75" For Door Thicknesses 1.125" to 1.50" Left Hand, Privacy	PB	\$3.42	20	250
	FT LS-8061ENT	LEV ENT SET 6W MK	BSN	\$5.25		20

	Model	Description	Color	Cost	Per Case	Total Units
	LS-806PS	7/8" Drive in Latch with Square Spindle Single Strike Plate with Rounded Corner Backset 2.38" to 2.75" For Door Thicknesses 1.125" to 1.50" Passage	OWB	\$4.79	20	7266
	LS-806PV	7/8" Drive in Latch with Square Spindle Single Strike Plate with Rounded Corner Backset 2.38" to 2.75" For Door Thicknesses 1.125" to 1.50" Privacy	BSN	\$5.08	20	756
	LS-8081PS	7/8" Drive in Latch with Square Spindle Single Strike Plate with Rounded Corner Backset 2.38" to 2.75" For Door Thicknesses 1.125" to 1.50" Passage	VBRN	\$4.03	20	1890
	FT LS-8081PV	7/8" Drive in Latch with Square Spindle Single Strike Plate with Rounded Corner Backset 2.38" to 2.75" For Door Thicknesses 1.125" to 1.50" Privacy	PB	\$4.01	20	1019
			VBRN	\$4.65		1367
	LS-808PS	7/8" Drive in Latch with Square Spindle Single Strike Plate with Rounded Corner Backset 2.38" to 2.75" For Door Thicknesses 1.125" to 1.50" Passage	PB	\$3.56	20	200
	LS-832PS-RML	8" Drive in Latch with Square Spindle Single Strike Plate with Rounded Corner Backset 2.38" to 2.75" For Door Thicknesses 1.125" to 1.50" Locks with 1" Round Mortised Latch, Passage	BSN	\$5.09	20	2150
	LS-832PV-RML	7/8" Drive in Latch with Square Spindle Single Strike Plate with Rounded Corner Backset 2.38" to 2.75" For Door Thicknesses 1.125" to 1.50" Privacy	OWB	\$5.21		219

	Model	Description	Color	Cost	Per Case	Total Units
	LS-C3	7/8" Drive in Latch with 1/2 Moon Spindle Single Strike Plate with Rounded Corner Backset 2.38" to 2.75" For Door Thicknesses 1.125" to 1.50" Privacy	ABE	\$2.50	30	3474
	LS-D101		PB	\$3.73		646
	JM-DL42	7/8" Drive in Latch with Square Spindle Single Strike Plate with Rounded Corner Backset 2.38" to 2.75" For Door Thicknesses 1.125" to 1.50" Passage	AN	\$3.13	30	131
	JMK DL44	EGG KNOB PASSAGE	ORB	\$4.50		262
	JM-DL52	7/8" Drive in Latch with Square Spindle Single Strike Plate with Rounded Corner Backset 2.38" to 2.75" For Door Thicknesses 1.125" to 1.50" Privacy	AN	\$3.37		183
	JMK DL54	EGG KNOB PRIVACY	ORB	\$4.77		609
	JM-DL82	7/8" Drive in Latch with Square Spindle Single Strike Plate with Rounded Corner Backset 2.38" to 2.75" For Door Thicknesses 1.125" to 1.50" Passage	AB	\$3.55	20	3444
	JMK DL92	Lever Lock Privacy	AB	\$3.66		1481
		Lever Lock Privacy	AN	\$4.33		740